

RG ADDITIONS



Voltage: ~220-240V, 50-60 HZ  
 Protection class: II IP65/30  
 Standards: See Technical Data Below

## Description

IP65 LED Recessed Emergency Luminaire

The EXIDA IP65 PERFORMANCE EP 3W MANUAL TEST is a recessed LED emergency luminaire, with an Emphasis Point distribution. The luminaire features articulated control gear for flexibility and the LED head has an increased ingress protection to IP65. The EXIDA IP65 PE lamphead contains an integrated LED indicator, 500mm wiring loom and recessed mounting brackets to make installation quick and simple, finish is available in white or black, please state on order. The EXIDA IP65 PE ND continues our range of LED Emergency luminaires designed to be effective and unobtrusive for harsher environments.

(W) WHITE LED Head Finish- 97-EXIP EP ND W

(B) BLACK LED Head Finish- 97-EXIP EP ND B

## Technical Data

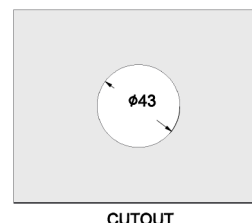
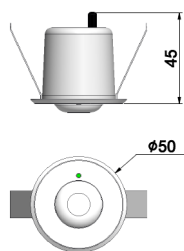
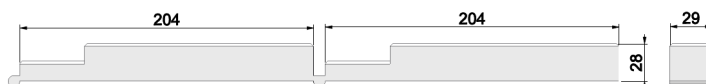
Supply Voltage/Frequency	230VAC / 50-60Hz
Ceiling cutout size/min void height	43mm Dia / 160mm void
Supply Current (Max) / Battery Type	38mA max / 3.6V 2Ah NiCd
Total Circuit Power Nom (Max)	0.9W (1.7W)
Power Factor	0.33
Ambient Temperature (ta)	0°C To +35°C
Ingress Protection	IP30 Gear, IP65 LED head unit
Weight	330g
Conductor Size	0.5-1.5mm² max
Luminous Flux	180lm
CCT	>5700K
Emergency Duration	3 Hours
Recharge Period	24 Hrs
Lens Distribution	Emphasis point
Manual Test	Yes, used in conjunction with key test switch
DALI Test	No
Relevant Standards	EN 60598-2-22 EN 61347-2-7 EN 61347-2-13 BS 5266-1 EN 62031 EN 62471

## Product Image



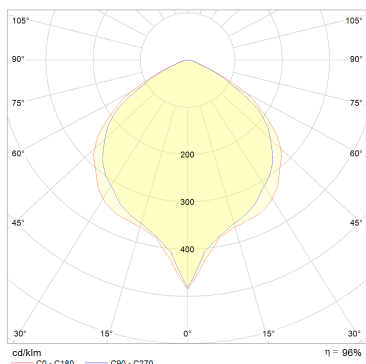
## Drawing / Dimensions

Dimens. [mm]		
L	W	H
50 Dia	-	45



CUTOUT

## Polar Distribution:



## Spacing information

Emphasis Point (based on min. 5 lux)

Mounting Height (m)	Distance Luminaire to Luminaire (m)	Distance Luminaire to wall (m)
2.0	15.50	4.80
2.5	15.70	4.90
3.0	13.80	4.30
3.5	13.80	3.60
4.0	13.00	3.20